



# NORELCO

C A B I N E T S

ACCESSORIES AND SINK & FAUCET BROCHURE



[WWW.NORELCO CABINETS.CA](http://WWW.NORELCO CABINETS.CA)

677 Willow Park Road, Kelowna, BC | 250.765.2121 | [sales@norelco cabinets.ca](mailto:sales@norelco cabinets.ca)

In Partnership with:



## BASE CABINET SYSTEM

Maximize functionality and organization in your kitchen with innovative base cabinet systems. From sliding baskets to spice pull-outs, these solutions provide easy access, customizable storage, and seamless integration into your cabinetry, and keeping countertops clutter-free.



### ☐ REV-A-SHELF BASE CABINET PULLOUT WITH UTENSIL BINS ☐

# 448UTBCSC8C

# 448UTBCSC5C

- Fits 9" and 12" full-height base cabinets.
- Includes three removable steel bins for large utensil storage.
- Additional bottom shelves provide extra storage.
- Blumotion soft-close slides for smooth, quiet operation.



### ☐ REV-A-SHELF PAPER TOWEL PULLOUT

# 448PTHBCSC8C

- Rev-A-Shelf 448PTH Series Base Organizer with pull-out access.
- Two compartments and integrated paper towel holder.
- Available in multiple sizes for base cabinets.



### ☐ COMFORT II PULL-OUT FRAME

# WEBKIT1214665

- Soft-close slides with a slim, concealed frame.
- Adjustable trays and baskets for customizable storage.
- Easy installation with ClickFixx and 3D adjustment.



### ☐ REV-A-SHELF WALL CABINET PULL-OUT FILLER

# 432BFBBSC3C

- Transforms narrow spaces between cabinets into functional storage.
- Adjustable shelves with chrome rails for customizable organization.
- Full-extension slides ensure easy access to all items.
- Fully assembled for quick and hassle-free installation.

## WASTEBINS AND RECYCLING

Manage waste efficiently and sustainably with innovative waste bins and recycling centers. Designed for convenience, these solutions make it easy to stay organized while helping protect the environment.



### EURO-CARGO II RECYCLING

# 8461460100

- Pull-out design with over-travel slides for full bin access.
- Fixed metal lid prevents odor spread when closed.
- Available in various sizes and configurations to suit your needs.



### K-WASTE RECYCLING CENTER

# WEBKIT1245618

- Available in single or double bin configurations.
- Frames come in Chrome, Silver Gray, or Anthracite finishes.



### PLASTIC SLIDING WASTEBIN

# 3650100

- Includes two 15-liter plastic waste bins, perfect for under-sink cabinets.
- Unique fixed lid design allows immediate access and easy bin removal.
- Maximizes large capacity in a compact space.



### HEAVY-DUTY PULL-OUT WASTE BIN

# 3666100

- Includes two 15L bins for waste and recycling.
- Fits base and under-sink cabinets for efficient storage.
- Durable metal and plastic construction with a sleek gray finish.

## ORGANIZERS

Revolutionary pullout organizers designed to securely store accessories in cabinets, closets, or even outdoor kitchens. Featuring spring-loaded supports with three weight-based settings, these organizers make lifting heavy or awkward items effortless.



### REV-A-SHELF KITCHEN POT AND PAN ORGANIZER

# GLDW22BG7

- 110 lb soft-close full-extension BLUMOTION slides.
- Front and rear mounting for most cabinet types.
- Unique hooks prevent twisting, keeping items aligned.
- Durable maple wood construction with a clear coat finish.



### REV-A-SHELF HEAVY-DUTY APPLIANCE LIFT

# MLWNHDS COG18FL

- Soft-close dampener for smooth, quiet operation.
- Spring-loaded system assists lifting appliances to counter height.
- Adjustable tension settings for heavier items.
- Heavy-duty metal frame with a solid bottom surface.





# ACCESSORIES

## DRAWER INSERTS

Manage waste efficiently and sustainably with innovative waste bins and recycling centers. Designed for convenience, these solutions make it easy to stay organized while helping protect the environment.



**REV-A-SHELF WOOD INSERT FOR SPICES**

# 4SDI18

- Fits drawers up to 3 ft wide and can be cut to size.
- No assembly—ready to insert.
- Natural maple with semi-gloss finish.
- Three spice rows and a back compartment.



**REV-A-SHELF WOOD PEGBOARD SYSTEM WITH PEGS**

# 4DPS3921

- Ideal for dishes and platters.
- Fits 30" and 33" drawer cabinets.
- Durable wood construction with clear coat finish.
- Customizable trim-to-fit design.



**REV-A-SHELF WOOD DOUBLE KNIFE BLOCK**

# RV4WKB1

- Drop-in or trim-to-fit design (table saw recommended).
- Durable maple wood with a clear coat finish.
- Two rows of slots with hilt rest for straight knives and easy access.



**REV-A-SHELF TALL WOOD CUTLERY TRAY**

# 4WCT3

- Drop-in or trim-to-fit design (table saw recommended).
- Fits taller drawers with 2 7/8" depth.
- Durable maple wood with a clear coat finish.
- Minimum trim size: 8 3/4" width x 15 1/2" depth



**REV-A-SHELF WOOD INSERT FOR LOW PROFILE DRAWERS**

# 4WUTCT36SH1

- Natural maple insert with fixed and adjustable compartments.
- Includes space for utensils, cutlery, and 15 knife slots.
- Fits drawers up to 36" wide; cut to fit.
- Ready to use—no assembly required.

## ADDITIONAL ACCESSORIES

The Blade Docking Drawer offers a safe and organized solution for storing knives within your cabinets. Designed for convenience, it keeps blades secure and easily accessible while maintaining clean, clutter-free countertops.



**BLADE DOCKING DRAWER**

# DD2012150900

- Ideal for kitchens, bathrooms, and furniture.
- Three options: outlets, USB, or a combined model.
- Fits all drawer types and plugs directly into the wall.
- Simplifies installation and reduces costs.



## CORNER SYSTEMS

Maximize your corner cabinet storage with innovative solutions. The LeMans II System features leaf-shaped, height-adjustable shelves that glide out independently with anti-slip surfaces for stability. The Magic Corner transforms blind corners with sliding rear baskets and removable front baskets for easy access, while Lazy Susans pivot independently to make hard-to-reach spaces effortlessly functional.



**LEMANS II  
CROME & GRAY**

# WEBKIT1216811

- Complete package: includes hardware, poles, and two trays.
- Arena baskets with non-slip CARB-certified melamine surface and soft-close.
- Trays extend at 85° to prevent collisions.
- Height-adjustable trays with 55 lb (25 kg) capacity per tray.

**LEMANS II**   
**CROME & MAPLE**

# WEBKIT1216812



**MAGIC CORNER II  
CHROME & GRAY**

# 16103100

- Maximizes space in corner cabinets with hinged doors.
- Silent, smooth sliding technology for full baskets.
- Front baskets swivel; rear baskets slide for easy access.
- Anti-slip baskets and deflection clips protect items and doors.
- Adjustable ergonomic handle for convenience.



**LAZY SUSAN-  
KIDNEY, WHITE**

# P28K30

- Economical trays with polypropylene shelves.
- Adjustable chrome post (22 1/2" to 33").
- Independent rotating shelves for easy access.
- Durable nylon hardware for lasting performance.



**WOOD KIDNEY  
SHAPED LAZY  
SUSANS**

# 4WLS4723252

- Rotating chrome-plated hub.
- Adjustable shelves for corner cabinets.
- Durable maple wood with clear coat finish.
- 5/8" thick plywood rim.
- 20 lb per sq ft shelf weight capacity.



## UNDER SINK CABINETS

Keep your cabinets organized with the Removable Sliding Baskets. Designed for the lower cabinet, these wire baskets with plastic bottoms extend fully for easy access. Perfect for cleaning products, they include dividers to create compartments for better organization.



**PORTERO REMOVABLE SLIDING BASKETS**

# 5153140

- Mounts to bottom of base/vanity cabinet
- Chrome frame with grey baskets
- Includes 3 baskets
- Full-extension slides for easy access and organized storage.



**SLIDING BASKET WITH TOWEL RACK**

# 115399140

- Mounts to bottom of base/vanity cabinet
- Chrome frame with grey baskets
- Includes 1 basket
- Full-extension slides for easy access and organized storage.



**UNDERSINK MAT**

# 461187170

- Unique concave cells hold up to 3L of liquid per square meter (0.29 qt/ft<sup>2</sup>).
  - 2 mm (5/64") thick, made of a durable plastic and polystyrene blend.
  - Cut to the desired size for a custom fit.
- Easy to clean and maintain.

## PANTRY PULL-OUT

Streamline your pantry organization with this total pull-out sliding shelf system. Featuring Arena shelves with an anti-slip melamine surface, it offers complete access to your cabinet's contents in a single, smooth motion. A shock-absorbing mechanism ensures soft and quiet closing.



**REV-A-SHELF SLIDING PANTRY**

# 537310GR

- Arena shelves with anti-slip melamine surface.
- Soft-close mechanism for smooth, quiet operation.
- Installs on upper and lower pantry surfaces.
- Height-adjustable frames; 265 lb (120 kg) capacity.



**ARENA BASKETS CROME & GRAY**

# 4385140100

**ARENA BASKETS CROME & MAPLE**

# 4385140150

## UPPER CABINET SYSTEMS

Enhance your upper cabinets with smart and stylish storage solutions. From pull-down organizers for easy access to quad stemware holders for elegant glassware display, these features maximize functionality and elevate your space.



24" **REV-A-SHELF PULL-DOWN SHELF** 36"   
# 5PD24CRN # 5PD36CRN

- Lowers items 11 1/2 in down and 16 3/4 in out for easy access.
- Locks in the down position for hands-free convenience.
- Ideal for tall or multiple cabinets with versatile mounting options.
- Durable heavy-gauge plated metal wire construction.



**REV-A-SHELF UNDER CABINET QUAD STEMWARE HOLDER**  
# 345011ORB1

- Organizes and displays stemware for kitchens or bars.
- Heavy-gauge wire construction with a rear mounting plate.
- Compatible with face frame and frameless cabinets.
- Four attached organizers provide a uniform and stylish look.
- Ideal for easy access to various types of wine glasses

## LAUNDRY PULL-OUTS

Keep your laundry room functional and organized with innovative accessories designed for convenience. From pull-out drying racks to hidden hamper systems, these solutions simplify laundry tasks while maximizing space.



**REV-A-SHELF FOLD-OUT IRONING BOARD**  
# CIB16CR

- Overtravel slides with ball bearings for smooth operation.
- Easy-to-mount brackets for standard drawer fronts.
- Chrome finish complements any décor.
- Fits under shelves or countertops with a 1-1/4" overhang clearance.



**REV-A-SHELF WOOD DRYING RACK WITH BLUM SOFT-CLOSE**  
# 4WDR24HSC1

- Installs into existing cabinets with an attachable drawer front.
- Provides up to 18 linear feet of drying space.
- Two drying positions: flat drying or hang drying.
- Rust-resistant stainless steel rods for durability and ease of use.



**HAMPER BASKET WITH SYNCHRONIZED SLIDES**  
# 32714530

- Synchronized slides ensure smooth and effortless operation.
- Dual removable hampers for sorting laundry efficiently.
- Compact design integrates seamlessly into cabinet spaces.
- Ideal for keeping laundry hidden and organized.

# 'A' COMBO PACK

## KITCHEN FAUCETS



**KIAN**

Chrome    GKF159

\*e-Control™ forward lever mechanism




**KIAN**

Matte Black    GKF159-MB

\*e-Control™ forward lever mechanism



## STAINLESS STEEL KITCHEN SINKS



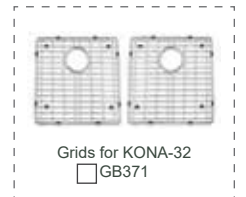
Grids for KOMO-31  
 GB4136B

**KOMO-31**

31" x 17 7/8" x 9"

GKD307

*Under mount Kitchen Sink*



Grids for KONA-32  
 GB371

**KONA-32**

32 1/4" x 18 1/2" x 9"

GKD371

*Under mount Kitchen Sink*





## 'B' COMBO PACK

### KITCHEN FAUCETS



NEW



MAGNETIC



MAGNETIC



#### GEORGIA II

- Chrome GBF877-SS
- Matte Black GBF877-MB

\*e-Control™ forward lever mechanism

#### LENNOX II

- Chrome GBF816B
- Brushed Nickel GBF816B-BN
- Matte Black GBF816B-MB
- Ferreira Gold & Matte Black GBF816B-GB
- Ferreira Gold GBF816B-FG

\*e-Control™ forward lever mechanism

#### SPRING SPOUT III

- Chrome GBF855
- Brushed Nickel GBF855-BN

#### LINCOLN

- Chrome GBF806
- Brushed Nickel GBF806-BN

\*e-Control™ forward lever mechanism

### HANA GEO KITCHEN SINKS



GREEN PARTS  
GREEN PARTS  
GREEN PARTS



GREEN PARTS  
GREEN PARTS  
GREEN PARTS



GREEN PARTS  
GREEN PARTS  
GREEN PARTS



#### HANA-ER GEO

- 32" x 19" x 10"
- GGDRR3219A

#### HANA-PR GEO

- 32" x 19" x 10"
- GGSRR3219C

#### HANA-KLR GEO


- 27 1/2" x 18" x 9"
- GGDRR2718L

#### SOAP DISPENSER


- GBSD-CH
- GBSD-BN
- GBSD-MB



Grids for HANA-ER GEO  
 GBGEO-E



Grids for HANA-PR GEO  
 GBGEO-P



Grids for HANA-KLR GEO  
 GBGEO-KL-L & GBGEO-KL-R



Colander GB816-2



Colander GB817-2



Basket Strainers GBSTRAIN2



Roll Mat GBRM20

'C' COMBO PACK

KITCHEN SINKS



NEW

VERTU-K

31 1/8" x 18" x 9 1/4"

- White GVD3215A-WH
- Smoke Grey GVD3215A-SG
- Graphite GVD3215A-GR
- Black GVD3215A-BL



NEW

VERTU-M

31" x 18" x 9 1/2"

- White GVS3177-WH
- Smoke Grey GVS3177-SG
- Graphite GVS3177-GR
- Black GVS3177-BL



Grids included with VERTU and KINGSTON sinks. However, exclude VERTU-T.

Roll Mat GBRM20



SS Strainer GBSTRAIN



Strainer White GBVSTRAIN-WH



Strainer White GBVSTRAIN-BL



KINGSTON PF30

29 3/4" x 20 3/4" x 10"

- GBP302110F



SOAP DISPENSER

- GBSD-CH
- GBSD-BN
- GBSD-MB

KITCHEN FAUCETS



NEW

GEORGIA II

- Stainless Steel GBF877-SS
- Matte Black GBF877-MB

\*e-Control™ forward lever mechanism



LENNOX II

- Chrome GBF816B
- Brushed Nickel GBF816B-BN
- Matte Black GBF816B-MB
- Ferreira Gold & Matte Black GBF816B-GB
- Ferreira Gold GBF816B-FG

\*e-Control™ forward lever mechanism



SPRING SPOUT III

- Chrome GBF855
- Brushed Nickel GBF855-BN



LINCOLN

- Chrome GBF806
- Brushed Nickel GBF806-BN

\*e-Control™ forward lever mechanism

# BAR & LAUNDRY COMBO PACK

## BAR & LAUNDRY FAUCETS



### LENNOX II

- Chrome GBF816B
- Brushed Nickel GBF816B-BN
- Matte Black GBF816B-MB
- Ferreira Gold & Matte Black GBF816B-GB
- Ferreira Gold GBF816B-FG

\*e-Control™ forward lever mechanism



### LINCOLN

- Chrome GBF806
- Brushed Nickel GBF806-BN

\*e-Control™ forward lever mechanism

## LAUNDRY SINKS



### VERTU-T

18 1/8" x 16 1/8" x 8 5/8"

- Smoke Grey GVS1816-SG
- Graphite GVS1816-GR
- Black GVS1816-BL

\* grids excluded with VERTU-T

### HANA-MR

24" x 18" x 9"

- GGSRR2418

## BAR SINKS



### VERTU-S

24" x 18" x 7 1/2"

- Smoke Grey GVS2411-SG
- Graphite GVS2411-GR
- Black GVS2411-BL

\* grids included with VERTU-S

### HANA-TR

18" x 14" x 9"

- GGSRR1814



**VANITY COMBO PACK**

**VANITY FAUCETS**



**BELLO II**

- Chrome GBF821B
- Brushed Nickel GBF821B-BN
- Matte Black GBF821B-MB



**BRADLEY**

- Chrome GBF851
- Brushed Nickel GBF851-BN
- Matte Black GBF851-MB



**MADELEINE**

- Ferreira Gold GBF882



**JULIA**

- Chrome GBF824

**VANITY SINKS**



**KASU-C**

- 19 1/4" x 15 7/8" x 8 1/4"  
 GBC1714



**KASU-SI**

- 20" x 15" x 7 3/4"  
 GBC1633



**KASU-SE**

- 17 1/2" x 12 1/4" x 6"  
 GBC1712